

# Molteni & C

## PANNA COTTA — RON GILAD 2012

1—  
2



Panna Cotta low table oval or round. At once delicate and heavy, the paradox lies in the use of materials such as marble and iron to achieve a fragile stability. A small table, it has a slight wave on top reminiscent of the typical Italian soft dessert, from which it takes its name.

### FEATURES

Thin structured table top in stabilised steel wire with a marble counterweight. The table top presents a slight vibration due to the elasticity of the structure.

#### DATASHEET

REGISTERED  
DESIGN

IX.2018

**FINISHES**

matt white lacquer with white Carrara marble  
matt black lacquer with black marquina marble  
matt red lacquer with red Laguna marble (only for small round tables)

**Molteni & C**

**TECHNICAL INFORMATION**

**STRUCTURE**

Welded drawn steel painted in the colours of the range. Nylon foot.

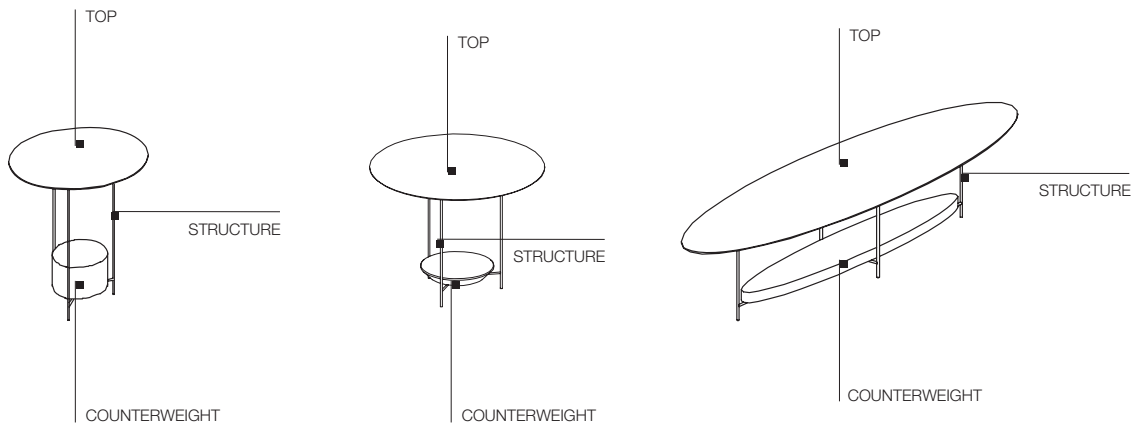
**TOP**

Steel sheet painted in the colours of the range.

**COUNTERWEIGHT**

Marble in the finishes of the range.

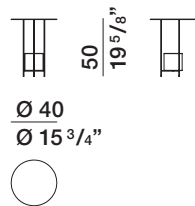
2—  
2



**DIMENSIONS**

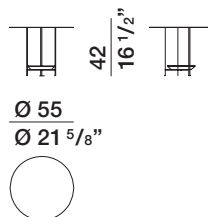
**small round table**

**GPT1**



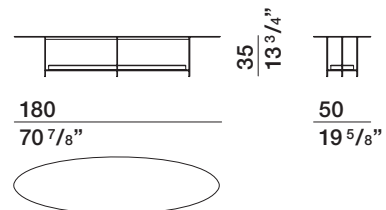
**small round table**

**GPT3**



**oval small table**

**GPT2**



**DATASHEET**

REGISTERED  
DESIGN

IX.2018




**Molteni & C**

**FINISHES  
MOLTENI&C  
RANGE**  
IX.2018




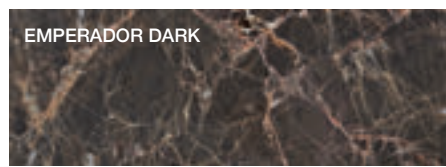
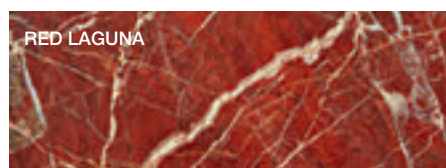

	MATT LACQUER	GLOSSY LACQUER	COLOURED GLASS	ETCHED COLOURED GLASS	CARTAPAGLIA LACQUERED only Gliss Master	STOPSOL GLASS TRANSPARENT STOPSOL GLASS
CHALK WHITE	•	•	•	•	•	
PEARL	•	•	•	•	•	
SILICA	•	•	•	•	•	
SAND	•	•	•	•	•	
DOVE GREY	•	•	•	•	•	
PLATINUM	•	•	•	•	•	
DUNE	•	•	•	•	•	
CLAY	•	•	•	•	•	
DOLOMITE GREY	•	•	•	•	•	
COPPER	•	•	•	•	•	
RUST	•	•	•	•	•	
RUBY	•	•	•	•	•	
CARAMEL	•	•	•	•	•	
MOKA	•	•	•	•	•	
MUSTARD	•	•	•	•	•	
LIGHT BLUE GREY	•	•	•	•	•	
PEWTER COLOUR	•	•	•	•	•	
ANTHRACITE	•	•	•	•	•	
BLACK	•	•	•	•	•	
STOPSOL						•
LESSLESS RED	•					
	only matt lacquer					

The finishes shown are indicative and refer to the entire production range. We recommend that you consult the "Colour Range" samples which show the complete range of finishes, including those not shown here. Molteni&C reserves the right to modify the range without warning.


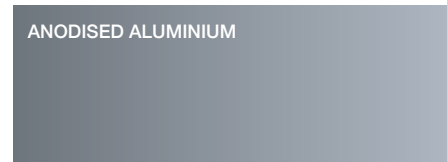



**WOODS**



**MARBLES**



**METAL PARTS**



**MELAMINE FRONT**  
GLISS MASTER

CARTAPAGLIA WHITE

CARTAPAGLIA ANTHRACITE

CARTAPAGLIA SILICA

GRAFFIATO SILICA

GRAFFIATO BRONZE

SILK DOVE GREY

SILK SILICA

SILK CHALK WHITE

**MELAMINE STRUCTURE**  
GLISS MASTER

WHITE SHANTUNG

GREY SHANTUNG

**MELAMINE STRUCTURE**  
GLISS MASTER, MASTER DRESSING,  
GLISS WALK-IN

SILVER CEMBRAN

LARIX DARK

**MELAMINE STRUCTURE**  
GLISS MASTER, MASTER DRESSING

WHITE

**ECO SKIN**

IVORY

HEMP

MINK

DARK BROWN

GREY

**FINE GRAIN**

FINE GRAIN